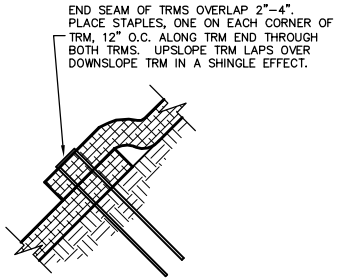
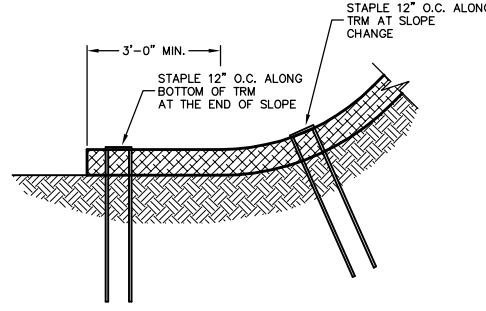


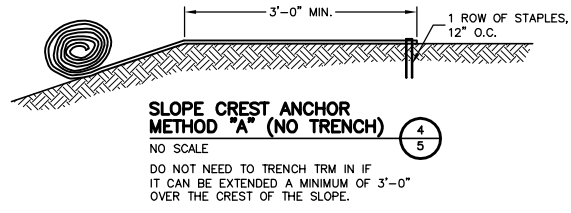
SLOPE DETAIL
NO SCALE



END ROLL OVERLAP
NO SCALE

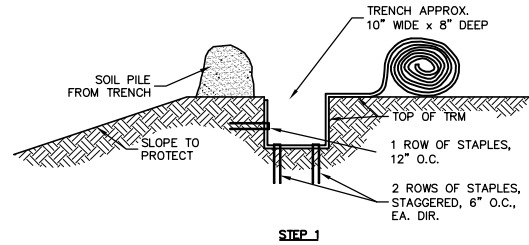


BOTTOM OF SLOPE TERMINATION
NO SCALE

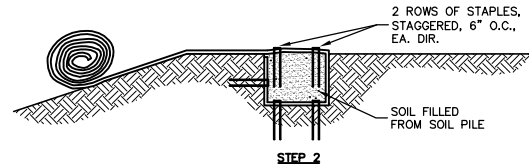


SLOPE CREST ANCHOR METHOD "A" (NO TRENCH)
NO SCALE

DO NOT NEED TO TRENCH TRM IF IT CAN BE EXTENDED A MINIMUM OF 3'-0" OVER THE CREST OF THE SLOPE.

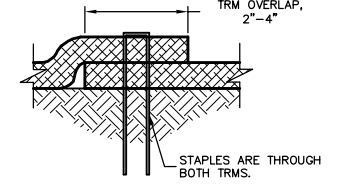


STEP 1

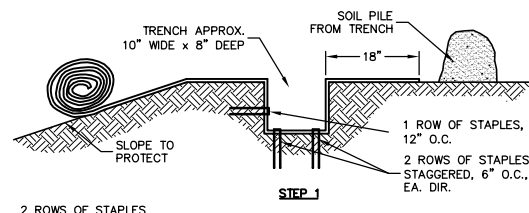


STEP 2

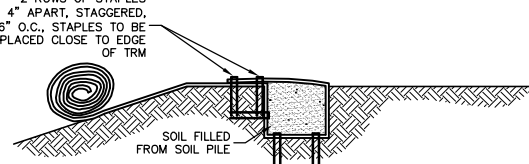
SLOPE TRENCHING METHOD "B"
NO SCALE



SIDE SEAM OVERLAP STAPLE DETAIL
NO SCALE



STEP 1



STEP 2

SLOPE TRENCHING METHOD "C"
NO SCALE

NOTES:
1. STAPLE PATTERNS ARE DEPENDENT ON SITE CONDITIONS. SEE RECYCLEX® TRM STAPLE PATTERN GUIDE FOR DETAILS.



PROJECT MANAGER				AMERICAN EXCELSIOR COMPANY				SHEET DESCRIPTION				DATE 1/7/03			
CHECKED BY:				ARLINGTON, TEXAS				RECYCLEX® TRM				SCALE			
APPROVED BY:								SLOPE APPLICATION DETAIL				PROJECT NO. SHEET NO.			
												NONE 5			