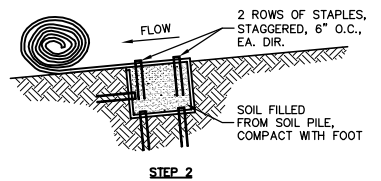
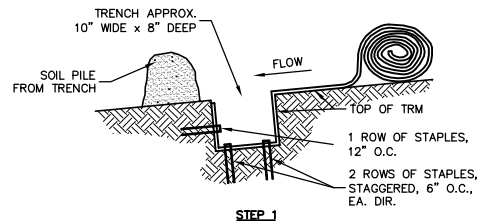
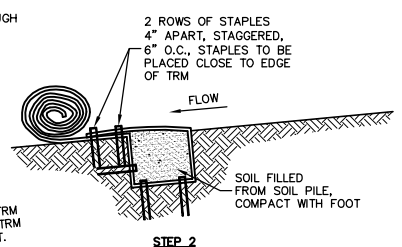
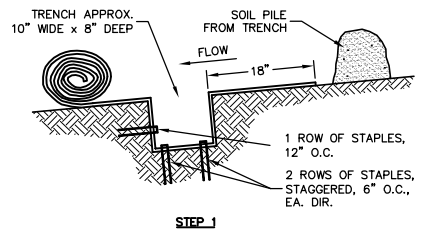


- NOTES:**
- SEE RECYCLEX® SLOPE APPLICATION DETAIL SHEET FOR PROPER SLOPE INSTALLATION.
  - STAPLE PATTERNS ARE DEPENDENT ON SITE CONDITIONS. SEE RECYCLEX® STAPLE PATTERN GUIDE FOR DETAILS.



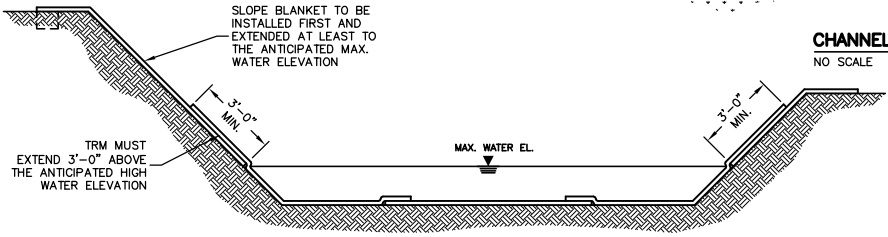
**CHANNEL TRENCHING METHOD "A"**  
NO SCALE

8/6



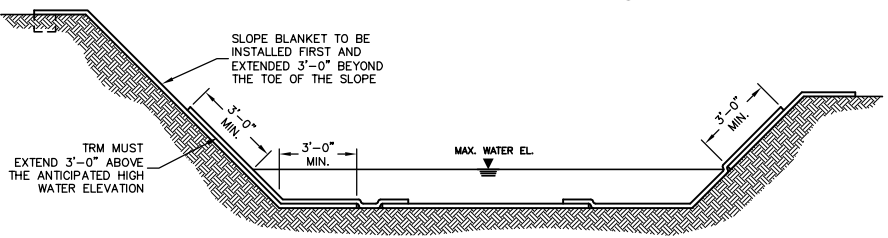
**CHANNEL TRENCHING METHOD "B"**  
NO SCALE

9/6



**CHANNEL INSTALLATION METHOD "A"**  
NO SCALE

2/6

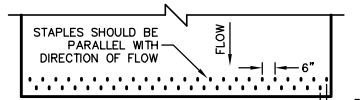


**CHANNEL INSTALLATION METHOD "B"**  
NO SCALE

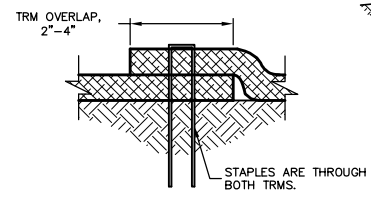
3/6

**CHANNEL DETAIL**  
NO SCALE

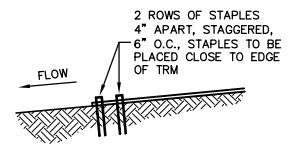
1/6



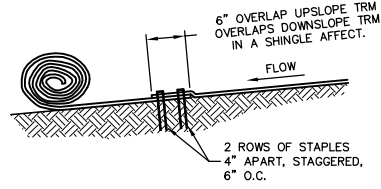
4/6



6/6



5/6



7/6



PROJECT MANAGER	
CHECKED BY:	
APPROVED BY:	

AMERICAN EXCELSIOR COMPANY  
ARLINGTON, TEXAS

SHEET DESCRIPTION  
RECYCLEX® CHANNEL APPLICATION DETAIL

DATE 1-8-03	DRAWN BY
SCALE NONE	PROJECT NO.
	SHEET NO. 6